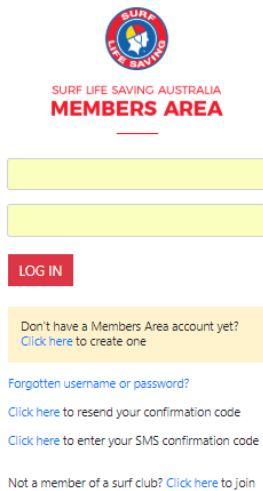


How to Transfer a Partial or Full Club Membership

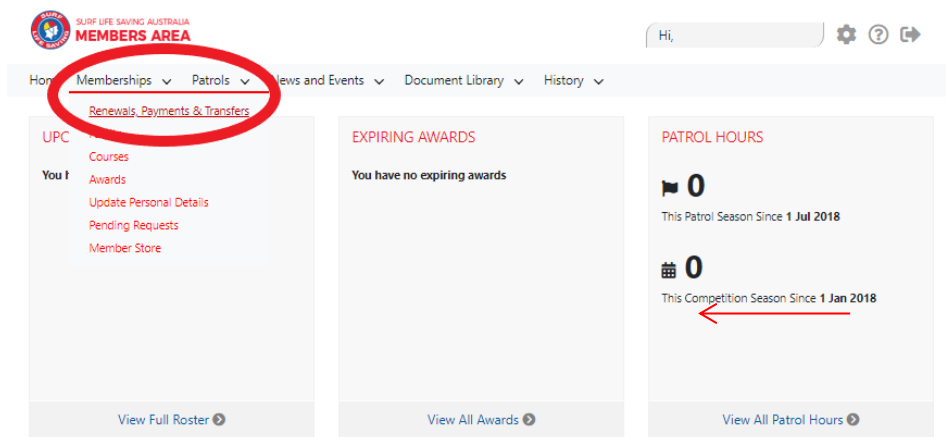
Before you transfer your membership you need to have created a Members Area account. Please refer to instructions on [How to Create a Members Area Account](#).

Please find below instructions for transferring an individual membership:

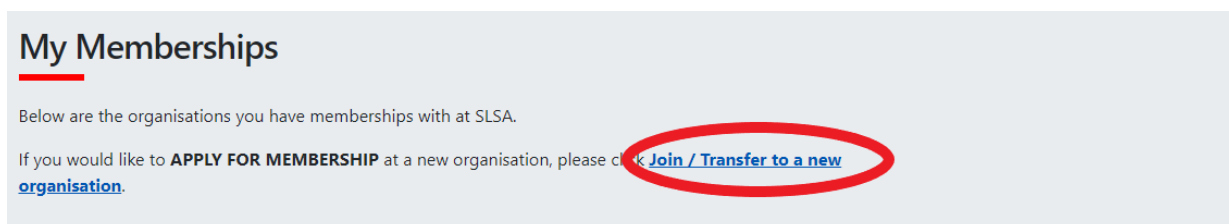


Step 1. Log into your Members Area account. members.sls.com.au

Step 2. Go to Memberships → Join/Transfer to a new organisation → select 'I want to join a surf club, or transfer to a different surf club.'



Step 3. An Organisational Selection field will appear. Please select the state, the branch (district) and then the club to which you would like to transfer.



Step 4. Select 'I want to join a surf club, or transfer to different surf club'

Join/Transfer to a new organisation

PLEASE NOTE

1. First Name, Last Name, Gender, Date of birth, Email Address 1, Home Address and Postal Address are required fields and must be completed. All other fields are optional, but we would appreciate it if you could take the time to complete them.
2. If your Date of Birth is incorrect, please contact your organisation of membership to have this updated.

Organisation Selection

Select your situation *

- I want to join a surf club, or transfer to a different surf club.
- I want to join an Academy so I can enrol for a course.
- I want to join a Lifeguard Service, Support Operations or Non-SLS Affiliated Club.

Step 5. Select the club you wish to transfer to. Once this is selected you can select the type or transfer you wish to make:

- **Full Transfer** - Move your membership to a different life saving club. Once your application is approved, you will no longer be a member of your current club. If you select this option and are presently a member of more than one club, you will be asked to select the club you wish to leave. *Please note: this transfer can only be completed once in a calendar year due to your competition rights.*
- **Competition Rights Transfer** - Keep your membership at your current club(s) but move your competition rights to a new club. You will then have dual membership but only be able to compete for the new club. *Please note: this transfer can only be completed once in a calendar year.*
- **Non-Competition Rights Transfer** - Join another club, while keeping your membership and your competition rights at your current club. You will then have dual membership.

Even though you may not be an active member of any club at present, SLSA regulations state you must seek a clearance from your old club or other SLSA organisation prior to joining your new club. You may check the status of your transfer request at any time through SLS Members Area (via the Requests menu option) or by contacting your surf club.

By opting for full transfer any patrol substitution requests linked to your patrol teams under losing club will also be removed.

Select State:
Life Saving Victoria

Branch (optional):
Otway (Area)

Club/Organisation: *
Apollo Bay

Do you want to apply for a: *

- Full transfer (Leave your current club) [more information]
- Competition rights transfer [more information]
- Non-competition rights transfer [more information]

Step 5. Check that First Name, Last Name, DOB, Email Address 1, Home Address and Postal Address are correct, as these are required fields and **must be completed**. However, we would appreciate if all fields are completed.



Step 6. Complete the SLSA Membership Application and Declaration. At the bottom of the application, there are three acknowledgement boxes, one of which only applies if you are a parent/guardian applying on behalf of someone under 18. Click 'Submit the Form'.

I have read, understood, acknowledge and agree to the [View Declaration](#) including the warning, exclusion of liability, release & indemnity. I acknowledge that if my application for membership is successful I will be entitled to all benefits, advantages, privileges and services of SLSA membership.

Where the applicant is under 18 years of age this form must also be signed by the applicant's parent or legal guardian.

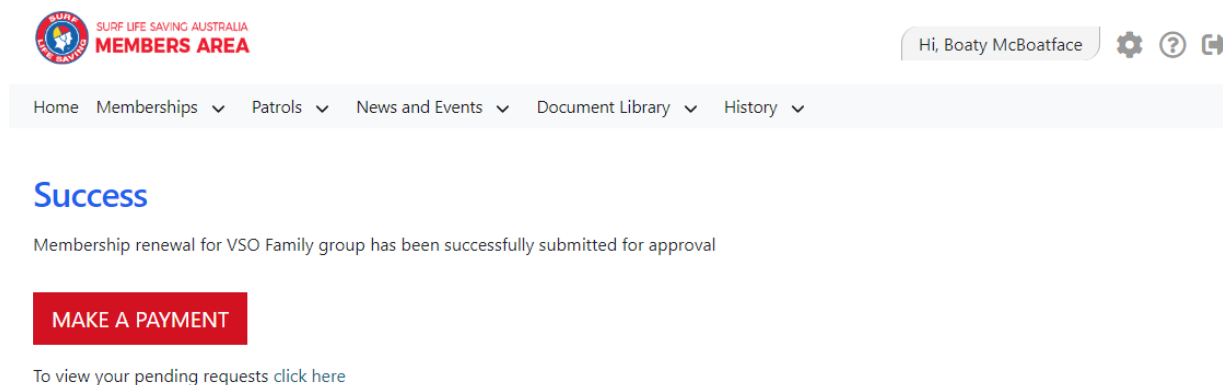
I, am **the parent or guardian** of the applicant.

I authorise and consent to the applicant undertaking the SLS Activities. In consideration of the applicant's membership being accepted I expressly agree to be responsible for the applicant's behaviour and agree to personally accept in my capacity as a parent or guardian the terms set out in this membership application and declaration including the provision by me of a release and indemnity in the terms set out above. In addition I agree to be bound by and to comply with the SLSA constitution and any regulations and policies made under it.

I have read, understand, acknowledge and agree to the declaration and application and conditions of membership. I warrant that all information provided is correct.

Please refer to instruction from your new club on payment options. If they require you to pay online, please refer to the below instruction.

Step 7. On the confirmation screen, details will be provided on how you can pay. Most clubs will have online payments set up. If available, select 'Click here if you wish to pay online'.



The screenshot shows the SLSA Members Area interface. At the top left is the SLSA logo and the text 'SURF LIFE SAVING AUSTRALIA MEMBERS AREA'. On the right, there is a user profile 'Hi, Boaty McBoatface' with settings, help, and share icons. Below this is a navigation menu with 'Home', 'Memberships', 'Patrols', 'News and Events', 'Document Library', and 'History'. The main content area displays a 'Success' message: 'Membership renewal for VSO Family group has been successfully submitted for approval'. Below the message is a red 'MAKE A PAYMENT' button and a link 'To view your pending requests click here'.

Step 6. Your details should appear prefilled. If you are paying for anyone else at the same time, please make sure that you add their names as well. Enter the amount you wish to pay in the amount section. Your club's price list should be displayed, if your club does not have a price list, contact your club for further details.

Step 7. Follow the prompts to provide credit card details and complete payment.



Further Tips

I have forgotten my password for the Members Area?

If you have forgotten your username or password, click the reminder link on the main login page members.sls.com.au. Enter your first name, last name, DOB and select email or SMS to receive your reminder.

I have submitted my membership application, but forgot to pay. How do I pay?

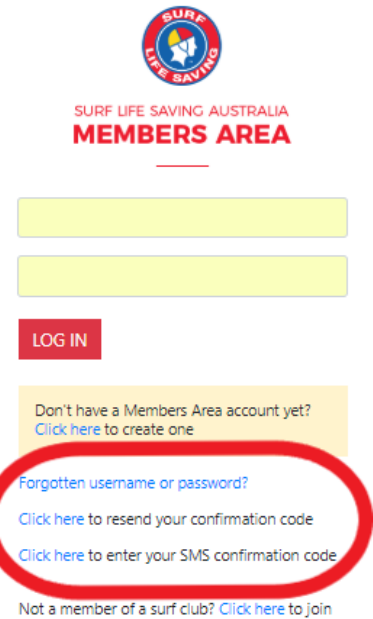
Log into your Members Area account members.sls.com.au. Select Memberships>Renewals, Payments & Transfers > Make a payment. Follow the prompts to make a payment, making sure you have filled in all relevant details in the 'Complete name / Meaningful payment details' section.


I'm not sure how much to pay for my club membership.

In the Online Payment section of Lifesaving Online, select the link 'Click here to view price list'. If your club does not have a price list, they may have their membership fees available on their website or contact your club for further details.

I require further assistance.

If you need further assistance to renew your club membership or encounter any 'error' messages please email ithelp@slsa.asn.au or call the SLISA IT Helpdesk 1300 724 006.




SURF LIFE SAVING AUSTRALIA
MEMBERS AREA

—

LOG IN

Don't have a Members Area account yet?
[Click here to create one](#)

[Forgotten username or password?](#)

[Click here to resend your confirmation code](#)

[Click here to enter your SMS confirmation code](#)

Not a member of a surf club? [Click here to join](#)

