

Online Inclusive Beaches Course

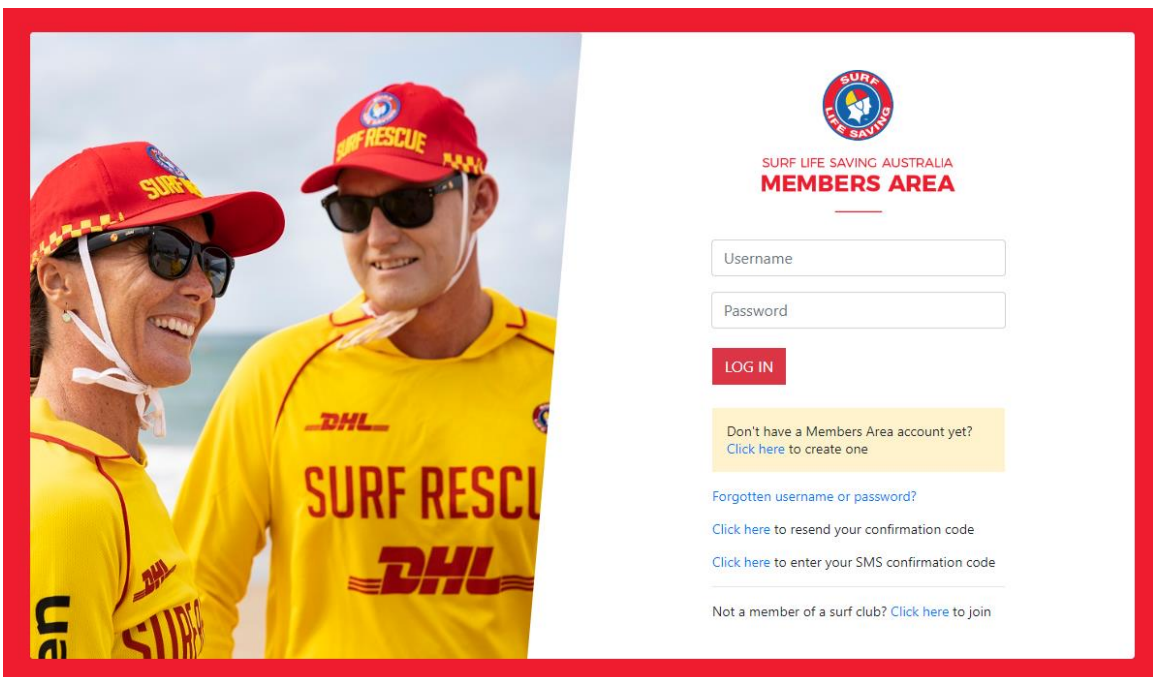
SLSA is committed to providing greater access and opportunities for people with disabilities to engage in surf lifesaving, so that every child and family can enjoy the benefits of being part of the surf life saving community.

This module is suitable for anyone who wants to learn more about supporting children with disabilities in Nippers and at the beach. The contents of this module have been developed in collaboration with Autism Spectrum Australia.

Online course access

To access the online option for this course, simply follow the steps below:

1. To start the course, you will need to have a Members Portal account (Go to <http://members.sls.com.au/> to login or set up an account).



The screenshot shows the Surf Life Saving Australia Members Area login page. On the left, there is a photograph of two surf lifesavers wearing yellow uniforms and red caps with 'SURF RESCUE' written on them. On the right, the page has a white background with the SLSA logo at the top, followed by the text 'SURF LIFE SAVING AUSTRALIA MEMBERS AREA'. Below this, there are two input fields for 'Username' and 'Password'. A red 'LOG IN' button is positioned below the password field. Underneath the button, there is a yellow box with the text 'Don't have a Members Area account yet? Click here to create one'. Below this box, there are three blue links: 'Forgotten username or password?', 'Click here to resend your confirmation code', and 'Click here to enter your SMS confirmation code'. At the bottom, there is a link that says 'Not a member of a surf club? Click here to join'.

- Once logged in, Click on 'eLearning' and then 'Login to eLearning Sports and Nippers' button to proceed to the eLearning platform.

SLSA MEMBERS AREA

Hi, Claire Picone

Home Memberships Patros eLearning News and Events Document Library History Forms

SLSA eLearning

Surf Life Saving Australia (SLSA) has a number of online courses available to support members in completing their SLSA awards in a more flexible manner. Currently online courses are available in the following streams: Aquatic Search and Rescue, Emergency Care, Beach Management and Powercraft. There are also Safety and Wellbeing, Skills Maintenance and Age Managers options available to be completed online.

The online courses available typically cover the theory components and are designed in many cases to be completed in conjunction with a course Learner Guide which you can access from the SLSA Members Area Library. In most cases you will also participate in practical training activities and assessments organised by your surf lifesaving club or SLS state/territory centre to achieve competency in the SLSA award.

An online version of the SLSA eLearning User Guide can be found within the [SLSA IT Helpdesk Online Help Library](#).

If the below state/territory information is incorrect, please contact your [surf life saving club](#) before clicking the below login button to log into the eLearning system.

Our records show that you will be studying in state: **VIC**. If this is incorrect, please contact your organisation of membership.

- Click **Login to eLearning** to access LSV Member Training from Anywhere.
- Click **Login to eLearning Sports and Nippers** to access Coaching, Officiating, Age Managers, Safeguarding Children and Young People, Safer Surf Clubs and Inclusive Beach online modules.

Login to eLearning Login to eLearning Sports and Nippers

- If logging in for the first time you will need to accept the Terms & Conditions, otherwise the Welcome Screen will appear. Now select 'Training Library'

Welcome Claire
LMS Level: Participant

Welcome to the Surf Life Saving eLearning system.

To enroll in a course, select 'Training Library' from the top right hand side of the menu. From here all of the modules which are available to you will be visible. Once you have enrolled in a course, you can then access this course from the 'My Training' page on the top right hand side of the menu.

[Need Help?](#)

Please email thelp@sbsa.asn.au or call us at the Helpdesk on 1300 724 006. Alternatively, please click here for the user guide if you are having any problems.

Home Training Library My Training Help Account

- Select 'View courses' in the Age Managers area from the course categories.

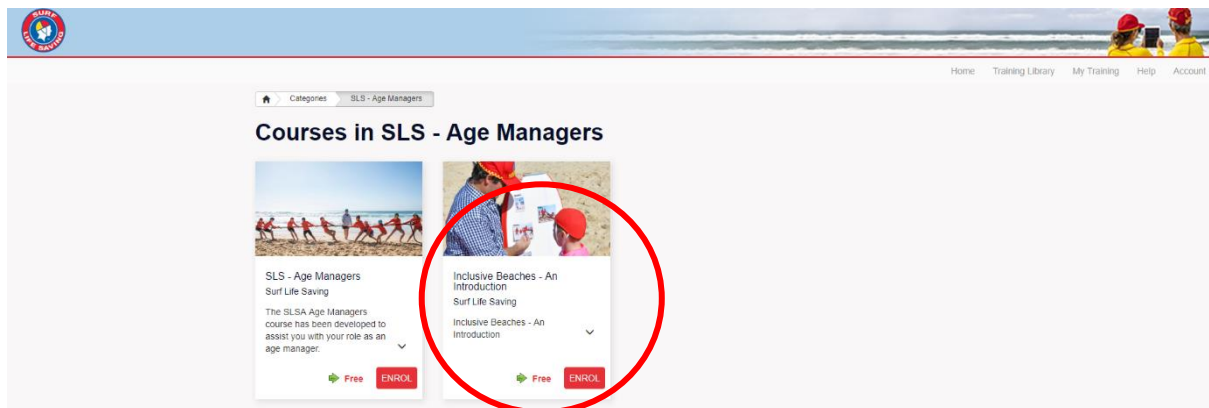
My Training

Filter By Show Expired Training

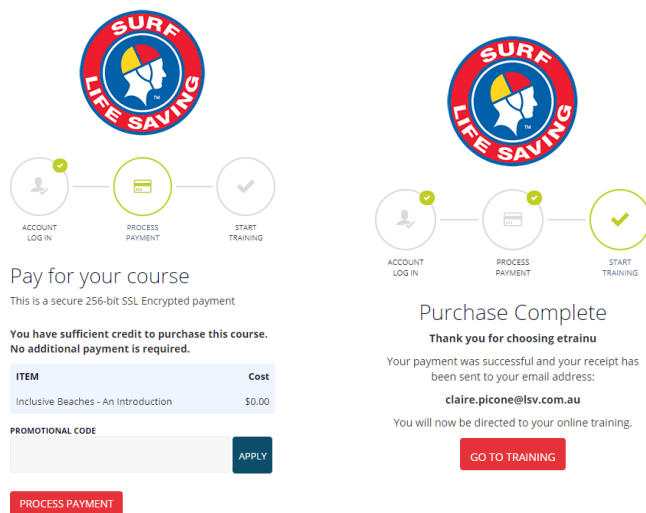
<p>SLS - Safeguarding Children and Young People Awareness Course</p> <p>Type: Course Bundle Accessible Since: August 02, 2019 Status: COMPLETE Author: Surf Life Saving</p> <p>VIEW</p>	<p>SLS - Age Managers</p> <p>Type: Course Bundle Accessible Since: August 01, 2019 Status: COMPLETE Author: Surf Life Saving</p> <p>VIEW</p>	<p>Inclusive Beaches - An Introduction</p> <p>Type: Course Bundle Accessible Since: August 02, 2019 Status: IN PROGRESS Author: Surf Life Saving</p> <p>VIEW</p>
--	---	---

Home Training Library My Training Help Account

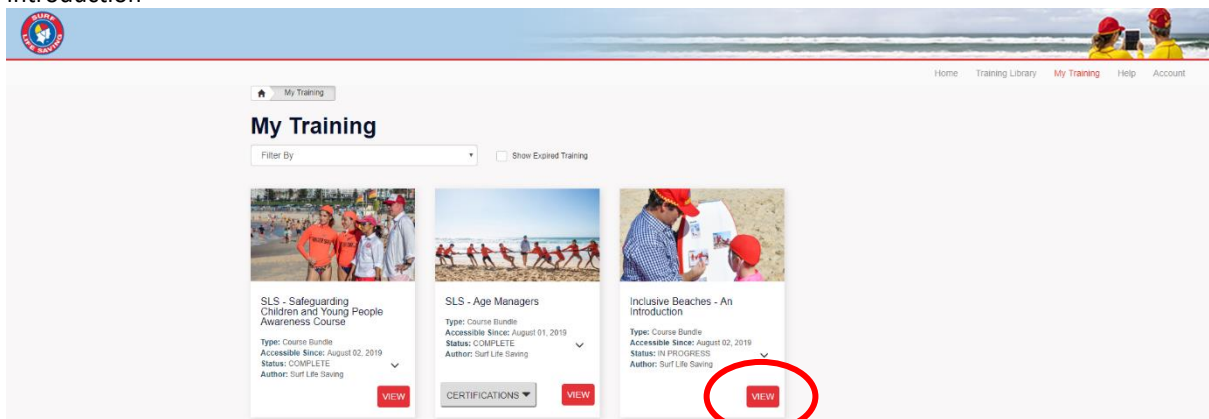
5. Select 'Enrol' on the Inclusive Beaches – An Introduction Course.



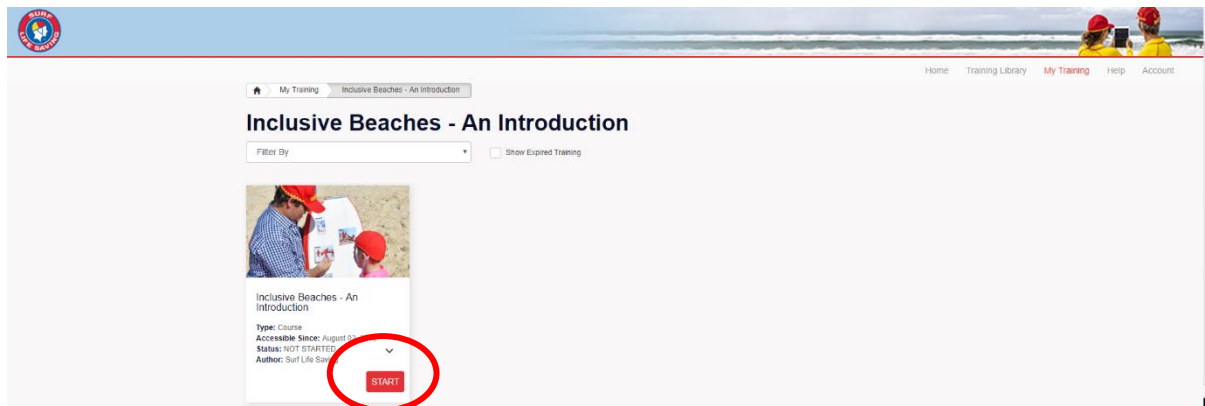
6. There is no payment for the online course, however you will still need to click 'Process Payment', once complete select 'Go to Training'



7. Now you are enrolled, this will take you to My Training, select 'View' on the Inclusive Beaches – An introduction



8. Once ready to commence the awareness course, click 'Start'



9. Once complete, this course will be attributed to your Awards Profile.