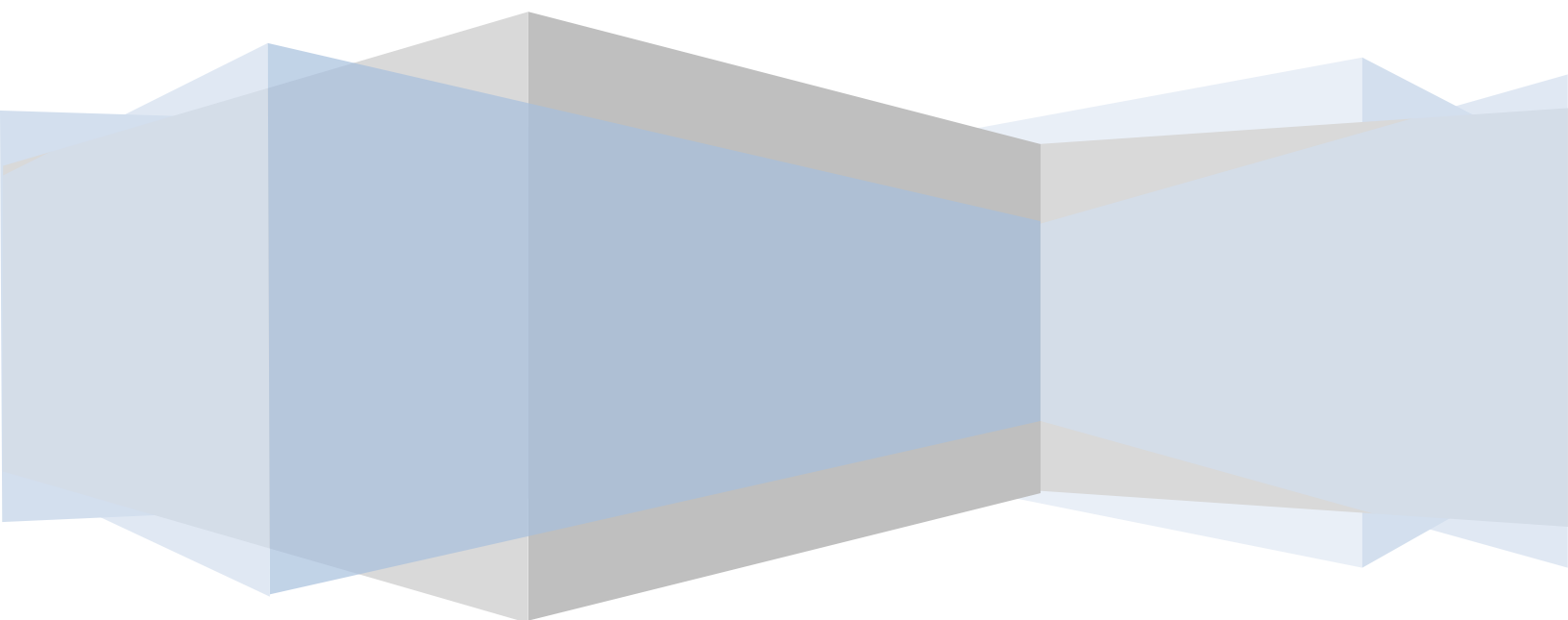


# Life Saving Victoria

## Swimming Pool Signage Options

2019



## Introduction to Signage

Signage is intended to perform the function of impairing information to the public that would otherwise require the presence of a staff member. Appropriate signage should allow a person to make an informed decision about entering / using an aquatic environment under the control of the owner or operator of that Aquatic Facility.

## Signage and the Law

In a legal sense courts have generally considered that the failure to provide appropriate information by way of a sign deprives the plaintiff of the opportunity to consider their actions/reactions to the physical circumstances surrounding them. The law suggests that if it is 'reasonably foreseeable' that a person might suffer some sort of loss or harm because something someone else has done, then that person is owed a duty of care.

Legally the benefit of a sign is that it brings the 'foreseeable risk' to the attention of the persons at that location. It is supposed to add to the knowledge of the person who views the sign. If the person then elects to enter the area or participate in the activity and suffers injury as a result of the risk about which the warning symbol relates, then arguably the owner or operator of an Aquatic Facility has satisfied its duty of care and no liability should be attached to it. However the sign must be appropriate to the situation and placed in an appropriate location to satisfy that duty of care.

*Extracted from Statewide Mutual 'Signs as Remote Supervision' Section 2 - Discussion*

## Signage Assessment

Signage Assessments are a one stop shop establishing both current compliance levels and additional requirements of an Aquatic Facilities signage. As an objective risk treatment measure signage is regularly scrutinised following serious aquatic incidents.

The Signage Assessment will audit the signage associated with the i) facility entry, ii) pool spaces, iii) special features and iv) plant / chemical storage. LSV can design, manufacture and deliver signage to ensure full compliance with the Australian Standards.

In the past five years LSV has provided signage to hundreds of facilities across Australia and has become accustomed to providing fast, cost effective and compliant solutions to new and existing facilities.

## Supply Only Signage

In addition to Signage Assessment LSV are able to provide supply only signage. Under these circumstances, the level of responsibility that LSV accepts is limited to the supply of the signage based on the information detailed in the order. This includes the signage symbol, layout, colour and production material.

LSV are unable to take responsibility for any orders or installations that fail to comply with the associated Australia Standards or alternative documents listed in the reference section. This includes but is not limited to:

- Signage which fails to suitably reflect the intended risk
- Signage which fails to clearly provide the intended message
- Incorrect signage (text, numeral, symbol) dimensions
- Incorrect signage content selection
- Insufficient quantity of signage
- Insufficient viewing distance provisions
- Incorrect installation of signage

LSV recommends the completion of a Signage Assessment. For further information please contact our team by email at [assessments@lsv.com.au](mailto:assessments@lsv.com.au) or by phone on either 03 9676 6950 or 03 9676 6900.

## Definitions and Symbol Shape

Sign Type	Sign Classification	Sign Shape	Explanation
Prohibition	Regulatory	Circle	Indicate that an action or activity is not permitted
Mandatory		Circle	Indicate that an instruction must be carried out
Restriction		Circle	Place a numerical or defined limit on an activity or user
Danger	Hazard	Diamond / Triangle	Warning of a hazard likely to be life-threatening
Warning		Diamond / Triangle	Warning of a hazard not likely to be life-threatening
Emergency Info	Emergency	Square	Indicate direction or details of emergency facilities / routes
Fire	Fire	Square	Advising locations of fire alarms or fire fighting facilities
Information	Information	Square	Advising general information and / or directions

## Legend Colours

The written legend is recommended to be black against a white or yellow background.

The written legend is recommended to be white against a blue or red background.

## Guidelines for Safe Pool Operations - Aquatic Signage

AS1: 1.2.1. The owner or operator of an Aquatic Facility should ensure that signage within an Aquatic Facility is appropriate to the hazards, risks and information needs of potential and actual patrons at the facility.

AS2: 2.3.1. The owner or operator of an Aquatic Facility should conduct a risk assessment in accordance with the Guidelines for Safe Pool Operation - Risk Management which would determine the needs of signage within an Aquatic Facility.

AS1: 1.2.3. Safety signs do not replace the need for proper risk and incident minimisation measures.

AS1: 1.2.4. All safety signage should be in accordance with the Australian and International Standards listed within the references.

## Key Reference

Australian Standard 2416 (2010): Design and application of water safety signs (Parts 1-3)

Australian Standard 1319 (2010): Safety Signs for the Occupational Environment

Australian Standard 2342 (1992): Development, testing and implementing of information and safety symbols and symbolic signs

Australian Standard 2899.2 (1991): Public Information Symbol Signs - Water Safety Signs

Australian Standard 3745 (2010): Planning for Emergencies in Facilities

Australian Standard 3533.4.5 (2017): Amusement Rides and Devices - Waterbourne Inflatables

Australian Standard 1428.1 (2009): Design for Access and Mobility

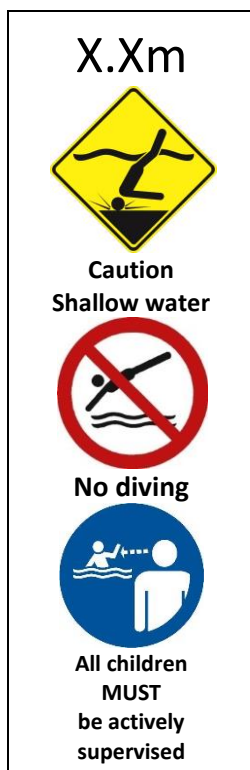
ISO/FDIS7010: Graphic Symbols - Public Information Symbols

RLSSA Guidelines for Safe Pool Operations (2018) - Aquatic Signage / Risk Management / Emergency Planning / Swimming Pool Design / Facility Design

## Notes on Safety Signage

1. Shallow water is water with a depth of 1.2m or less.
2. A pool floor with a gradient greater (steeper) than 1:14 is considered a 'drop off'.
3. Public diving is not permitted in water without a 5.0m forward clearance at a minimum depth of 1.8m.
4. Signage can be provided in vertical or horizontal depending on the installation locations at the facility.
5. The prices below are indicative of signs with symbols which are 300mm in height / width.
6. Diamonds or triangle can be selected but must be used consistently throughout an Aquatic Facility.
7. Care should be taken to avoid the over provision of safety signs.
8. Signage should be removed when its function is no longer required.

## Pool Combination Signage (Catalogue Ref A1 – A15)



**A1 - \$190**



**A2 - \$190**



**A3 - \$190**



**A4 - \$160**



**A5 - \$160**



**A6 - \$160**




**A7 - \$160**



**A8 - \$160**



**A9 - \$190**



**A10 - \$190**



**A11 - \$160**



**A12 - \$160**



A13 - \$90



A14 - \$90



A15 - \$90

### Pool Individual Signage (Catalogue Ref A16 – A25)



A16 - \$80



A17 - \$80



A18 - \$80



A19 - \$80



A20 - \$80



A21 - \$80



A22 - \$80



A23 - \$80



A24 - \$80



A25 - \$80

## Amenities Signage (Catalogue Ref A26 – A43)



### Male change rooms

Actively supervise all children  
Girls over XX years are requested to use the female change rooms  
Suitable and clean swim wear must be worn  
Do not use the pools if you have had a recent illness / disease or gastroenteritis  
Please shower before using the pools

**A26 - \$175**



### Female change rooms

Actively supervise all children  
Boys over XX years are requested to use the male change rooms  
Suitable and clean swim wear must be worn  
Do not use the pools if you have had a recent illness / disease or gastroenteritis  
Please shower before using the pools

**A27 - \$175**



### School / group change rooms

Actively supervise all children  
Suitable and clean swim wear must be worn  
Do not use the pools if you have had a recent illness / disease or gastroenteritis  
Please shower before using the pools

**A28 - \$175**



### School / group change rooms

Actively supervise all children  
Suitable and clean swim wear must be worn  
Do not use the pools if you have had a recent illness / disease or gastroenteritis  
Please shower before using the pools

**A29 - \$175**



### Accessible change rooms

Actively supervise all children  
Suitable and clean swim wear must be worn  
Do not use the pools if you have had a recent illness / disease or gastroenteritis  
Please shower before using the pools

**A30 - \$175**



### Unisex change rooms

Actively supervise all children  
Use male / female changing rooms if possible  
Suitable and clean swim wear must be worn  
Do not use the pools if you have had a recent illness / disease or gastroenteritis  
Please shower before using the pools

**A31 - \$175**



### Family change rooms

Actively supervise all children  
Use male / female changing rooms if possible  
Suitable and clean swim wear must be worn  
Do not use the pools if you have had a recent illness / disease or gastroenteritis  
Please shower before using the pools

**A32 - \$175**



A33 - \$80

A34 - \$80

A35 - \$80

A36 - \$80

A37 - \$80

A38 - \$80



A39 - \$80

A40 - \$80

A41 - \$80

A42 - \$80

A43 - \$80

### First Aid and Safety Rescue Signage (Catalogue Ref A44 – A59)



A44 - \$80

A45 - \$80

A46 - \$80

A47 - \$80

A48 - \$80

A49 - \$80



A50 - \$80

A51 - \$80

A52 - \$80

A53 - \$80

A54 - \$80

A55 - \$80





A56 - \$120



A57 - \$120



A58 - \$120



A59 - \$120

## Chemical Signage (Catalogue Ref A60 – A76)

# HAZCHEM

A60 - \$55



**A61\* - \$200**  
(External entry point)



**A62\* - \$180**  
(Internal entry point)



**A63\* - \$190**




**A64\* - \$190**


\*Facilities should determine which of the PPE symbols / images are relevant / required on the signage.

<b>SODIUM HYPOCHLORITE</b>		
UN NUMBER	HAZCHEM	
IN EMERGENCY DIAL 000, POLICE or FIRE BRIGADE		SPECIALIST ADVICE


A65\* - \$190

<b>CALCIUM HYPOCHLORITE</b>		
UN NUMBER	HAZCHEM	
IN EMERGENCY DIAL 000, POLICE or FIRE BRIGADE		SPECIALIST ADVICE

A66\* - \$190

<b>CARBON DIOXIDE</b>		
UN NUMBER	HAZCHEM	
IN EMERGENCY DIAL 000, POLICE or FIRE BRIGADE		SPECIALIST ADVICE

A67\* - \$190

<b>HYDROCHLORIC ACID</b>		
UN NUMBER	HAZCHEM	
IN EMERGENCY DIAL 000, POLICE or FIRE BRIGADE		SPECIALIST ADVICE

A68\* - \$190



Relevant Code and associated diamonds (up to three)

A69\* - \$75



A70\* - \$225

\*Examples only. Facilities should determine which i) PPE, ii) Hazchem Code, iii) UN Number and iv) specialist advice details are relevant / required on the signage.



A71 - \$190



A72 - \$190



A73 - \$190



A74 - \$190



A75 - \$190



A76 - \$190

## Terms and Conditions Signage (Catalogue Ref A77 – A88)

General notes on pool terms and conditions signage

1. The exact content of conditions of use signage should be developed by facility owners / operators.
2. The signage content should give consideration to the specific feature design and user manual.
3. Emergency (phone, stop, exit, muster) items should be considered (particularly for non-supervised pools or isolated features).
4. The templates below are useful starting points for those developing terms and conditions signage.

### Facility Terms and Conditions

xxxxxxxxxx Aquatic Centre


LOGO IF  
REQUIRED

**SUPERVISION**  
 Children under 10 years must be actively supervised by an adult over the age of 16 years  
 Children under 5 years must be accompanied into the water and remain within arms reach  
 Non swimmers and weak swimmers should stay in areas of shallow water  
 Please make staff aware of any pre-existing medical conditions


**BATHER BEHAVIOUR**  
 To create a safe and fun environment customers are asked to:

- Shower thoroughly before entering the pool
- Avoid swimming if you are unwell or have had diarrhoea in the past two weeks
- Ensure that suitable swimwear is worn and do not swallow pool water
- Avoid the use of offensive language or behaviour
- Please follow all staff instructions and have fun!


**POOL RULES**  
 Please observe all signage within the facility and please note the following rules apply:




No smoking




No running




No alcohol or drugs



No pushing



No bombing



No photography

In an emergency please follow the lifeguard instructions

**A77 - \$225**

Other considerations:

- Restrictions to rides / play features
- Opening hours
- Lifeguard supervision/ services
- Additional warnings / regulations
- Emergency stop, emergency phone, emergency exit, emergency muster point
- All terms and conditions signage should be facility specific

## Swimming Pool

### xxxxxxxxxx Aquatic Centre

LOGO IF  
REQUIRED

**SUPERVISION**

Children under 10 years must be actively supervised by an adult over the age of 16 years  
 Children under 5 years must be accompanied into the water and remain within arms reach  
 Non swimmers and weak swimmers should stay in areas of shallow water  
 Please make staff aware of any pre-existing medical conditions


**BATHER BEHAVIOUR**

To create a safe and fun environment customers are asked to:


- Shower thoroughly before entering the pool
- Avoid swimming if you are unwell or have had diarrhoea in the past two weeks
- Ensure that suitable swimwear is worn and do not swallow pool water
- Avoid the use of offensive language or behaviour
- Please follow all staff instructions and have fun!

**POOL RULES**


Please observe all signage within the facility and please note the following rules apply:




No smoking




No running




No alcohol or drugs



No pushing



No bombing



No photography

In an emergency please follow the lifeguard instructions

**A78 - \$225**

Other considerations:

- Restrictions to rides / play features
- Lifeguard supervision/ services
- Additional warnings / regulations
- Sudden drop off areas
- Emergency stop, emergency phone, emergency exit, emergency muster point
- All terms and conditions signage should be facility specific



## Spa Pool

### xxxxxxxxxx Aquatic Centre

LOGO IF  
REQUIRED

#### ENTRY CONDITIONS

The spa is a heated water environment and if you are concerned that it may adversely affect you, it is your responsibility to seek medical advice

Children under the age of 16 are not permitted to use the Spa Pool

Do not use the spa pool area while under the influence of drugs or alcohol  
(certain medications may produce adverse effects)

#### SAFE USE

##### NEVER PUT YOUR HEAD UNDER THE WATER

It is recommended that you use the spa pool for no longer than 15 minutes at a time

Please make staff aware of any pre-existing medical conditions

#### BATHER BEHAVIOUR

To create a safe and fun environment customers are asked to:

- Shower thoroughly before entering the pool
- Avoid swimming if you are unwell or have had diarrhoea in the past two weeks
- Ensure that suitable swimwear is worn and do not swallow pool water
- Avoid the use of offensive language or behaviour
- Please follow all staff instructions and have fun!

**In an emergency please follow the lifeguard instructions**

**A79 - \$225**

Other considerations:

- It is safer not to use the Spa pool alone (if no supervision provided)
- Lifeguard supervision/ services
- Additional warnings / regulations
- Emergency stop, emergency phone, emergency exit, emergency muster point
- All terms and conditions signage should be facility specific

## Sauna and Steam Room

### xxxxxxxxxx Aquatic Centre

LOGO IF  
REQUIRED

**ENTRY CONDITIONS**

The Sauna and Steam room are a heated environment and if you are concerned that it may adversely affect you, it is your responsibility to seek medical advice

Children under the age of 16 are not permitted to use the Sauna and Steam room

Do not use the Sauna and Steam room while under the influence of drugs or alcohol

Do not use the Sauna and Steam room when suffering from a heart condition or whilst pregnant

**SAFE USE**

Exercising in the Sauna and Steam room is not recommended

It is recommended that you use the Sauna and Steam room for no longer than 15 minutes at a time

Please make staff aware of any pre-existing medical conditions

**PATRON BEHAVIOUR**

To create a safe and fun environment customers are asked to:

- Shower thoroughly before entering the Sauna and Steam room
- Avoid using the Sauna and Steam room if you are unwell
- Avoid the use of offensive language or behaviour
- No pouring of liquid/tampering with the heating units
- Please follow all staff instructions and have fun!

In an emergency please follow the lifeguard instructions

**A80 - \$225**

Other considerations:

- This sign can be altered depending on the environment
- It is safer not to use the Sauna and Steam room alone (if no supervision provided)
- Lifeguard supervision/ services
- Additional warnings / regulations
- Emergency stop, emergency phone, emergency exit, emergency muster point
- All terms and conditions signage should be facility specific



<b>Waterslide / Flume - Conditions of Use</b> <b>xxxxxxxxxx Aquatic Centre</b>		<small>LOGO IF REQUIRED</small>	
<p><b>ENTRY CONDITIONS</b></p> <p>Riders should be a minimum of X.X m in height and over the age of X years            This ride may not be suitable for persons who are pregnant, have heart conditions,            have pre-existing medical conditions, have leg or back weakness            or under the influence of drugs or alcohol</p> <p><b>SAFE USE</b></p> <p>To you safe and help you have fun, please follow these rules:</p> <ul style="list-style-type: none"> <li>- Please walk up the stairs and stay on the left hand side</li> <li>- Only XX users can be on the slide platform at any one time</li> <li>- Ensure that suitable swimwear is worn at all times</li> <li>- Jewellery and watches should not be worn</li> </ul> <p>Information on how to ride the slide is on display at the top</p> <p><b>In an emergency please follow the lifeguard instructions</b></p>			<p><b>A81</b> <b>\$225</b></p>

<b>Waterslide / Flume - Rider Instructions</b> <b>xxxxxxxxxx Aquatic Centre</b>		<small>LOGO IF REQUIRED</small>	
<p><b>SAFE USE</b></p> <p>The lifeguard will tell you when you can go            This ride is one person at a time and running starts are not allowed            For your safety please ride feet first and on your back            Cross your feet and cross your arms over your chest</p> <p><b>SAFE SLIDE EXIT</b></p> <p>Please exit the slide immediately once you have finished            Please do not re-enter the slide exit area for any reasons</p> <p><b>In an emergency please follow the lifeguard instructions</b></p>			<p><b>A82</b> <b>\$225</b></p>

<p>Other considerations:</p> <ul style="list-style-type: none"> <li>- Opening / closing periods</li> <li>- Parent Supervision requirements</li> <li>- Lifeguard supervision/ services</li> <li>- Additional warnings / regulations</li> <li>- Emergency stop, emergency phone, emergency exit, emergency muster point</li> </ul>
--

## Play Features

### xxxxxxxxxx Aquatic Centre

LOGO IF  
REQUIRED

#### SUPERVISION

Children under 10 years must be actively supervised by an adult over the age of 16 years  
 Children under 5 years must be accompanied into the water and remain within arms reach  
 Riders should be a minimum in height of XXm and a maximum of height of XXm and under the age of X years

#### SAFE USE

To keep you safe and help you have fun, please follow these rules:

- Do not aim water at people's faces
- Please ensure that suitable swimwear is worn
- Do not climb or hang on the play features
- Please walk slowly because if you run you may slip over
- Only XX users can be on the play feature at any one time

**In an emergency please follow the lifeguard instructions**

**A83 - \$225**

Other considerations:

- Play feature capacity / maximum numbers
- Opening / closing periods
- Lifeguard supervision/ services
- Additional warnings / regulations
- Emergency stop, emergency phone, emergency exit, emergency muster point
- All terms and conditions signage should be facility specific

## Inflatable Equipment

### xxxxxxxxxx Aquatic Centre

LOGO IF  
REQUIRED

#### ENTRY CONDITIONS

Riders should be a minimum in height of XXm and over the age of X years  
 Rider should wear appropriate swimwear and be able to swim  
 Parents should actively supervise their children as they queue and use  
 the inflatable equipment

#### SAFE USE

To keep you safe and help you have fun, please follow these rules:

- Please be patient and wait for your turn
- Only XX riders can go at a time and the lifeguard will tell you when to start
- Please walk slowly because if you run you may slip over
- Do not jump or dive off of the inflatable
- If you fall off, please do not try to climb back on
- Once you have finished or fallen off, please exit the inflatable area

**In an emergency please follow the lifeguard instructions**

**A84 - \$225 (flat sign)  
 \$450 (a-frame)**

Other considerations:

- Opening / closing periods
- Lifeguard supervision/ services
- Additional warnings / regulations
- Emergency stop, emergency phone, emergency exit, emergency muster point
- All terms and conditions signage should be facility specific

## Wave Pool xxxxxxxxxx Aquatic Centre

LOGO IF  
REQUIRED

### ENTRY CONDITIONS

This feature may not be suitable for people who are pregnant, have heart conditions, have pre-existing medical conditions or have leg or back weakness

Please make staff aware of any pre-existing medical conditions

Non-swimmers and weak swimmers should stay in the area of shallow water

### SUPERVISION

Children under 10 years must be actively supervised by an adult over the age of 16 years

Children under 5 years must be accompanied into the water and remain within arms reach

### SAFE USE

To keep you safe and help you have fun, please follow these rules:

- Be aware that the water conditions in the wave pool will change
- Keep clear of the bather free zone where the waves are generated
- No running or diving

Warning Breaking waves

Warning Strong Currents



In an emergency please follow the lifeguard instructions

A85 - \$225

Other considerations:

- Caution of the wave impact zone
- Opening / closing periods
- Lifeguard supervision/ services
- Additional warnings / regulations
- Emergency stop, emergency phone, emergency exit, emergency muster point
- All terms and conditions signage should be facility specific

## Diving Equipment

### xxxxxxxxxx Aquatic Centre

LOGO IF  
REQUIRED

#### ENTRY CONDITIONS

Users should be a minimum of X.X m in height and over the age of X years

Users should wear appropriate swimwear and be able to swim

Parents should actively supervise their children as they queue and use the diving equipment

Non-swimmers and weak swimmers should stay in the areas of shallow water

Please make staff aware of any pre-existing medical conditions

This feature may not be suitable for persons who are pregnant, have heart conditions, have pre-existing medical conditions, have leg or back weakness

#### SAFE USE

To you safe and help you have fun, please follow these rules:

- Please be patient and wait your turn
- Please jump / dive forwards, do not twist, flip or turn
- Only XX users can be on the diving platform at any one time
- Walk slowly because if you run you may slip over
- Once you have had your turn, please exit the diving area

**In an emergency please follow the lifeguard instructions**

**A86 - \$225**

Other considerations:

- Maximum height for diving
- Maximum height for jumping
- Opening / closing periods
- Lifeguard supervision/ services
- Additional warnings / regulations
- Emergency stop, emergency phone, emergency exit, emergency muster point
- All terms and conditions signage should be facility specific

## Rapid River xxxxxxxxxx Aquatic Centre

LOGO IF  
REQUIRED

### ENTRY CONDITIONS

Users should be a minimum of X,X m in height and over the age of X years

Non-swimmers and weak swimmers should stay in the areas of shallow water

Please make staff aware of any pre-existing medical conditions

This feature may not be suitable for persons who are pregnant, have heart conditions,  
have pre-existing medical conditions, have leg or back weakness

### SUPERVISION

Children under 10 years must be actively supervised by an adult over the age of 16 years

Children under 5 years must be accompanied into the water and remain within arms reach

**In an emergency please follow the lifeguard instructions**

**A87 - \$225**

Other considerations:

- Opening / closing periods
- Lifeguard supervision/ services
- Additional warnings / regulations
- Emergency stop, emergency phone, emergency exit, emergency muster point
- All terms and conditions signage should be facility specific

## Lap Lane Etiquette

### xxxxxxxxxx Aquatic Centre

LOGO IF  
REQUIRED

#### ENTRY CONDITIONS

**Non-swimmers and weak swimmers should stay in areas of shallow water**  
**Please make staff aware of any pre-existing medical conditions**

**Slow lane: Laps slower than XX seconds**

**Medium lane: Laps slower than XX seconds**

**Fast lane: Laps faster than XX seconds**

#### SAFE USE

**To create a safe lap swimming environment, customers are asked to:**

- **Select a lane based on your ability and intended stroke**
- **Always keep to the left of the lane**
- **Pass swimmers on the right when safe to do so**
- **When waiting at the end, please move to the xx of the lane**
- **Avoid stopping half way through a lap where possible**
- **Please be patient**

**In an emergency please follow the lifeguard instructions**

**A88 - \$225**

Other considerations:

- Escalate matters to the Lifeguard when required
- What are the respective slow, medium and fast lane times
- Where do patrons wait at the pool ends
- Emergency stop, emergency phone, emergency exit, emergency muster point
- All terms and conditions signage should be facility specific