

Safer Surf Clubs Online Course

The SLSA Safer Surf Clubs course has been developed to help you honour both your legal and ethical duties to health and safety within surf clubs and while participating in any surf club activities.

Safer Surf Clubs - Part 1

Part 1 covers work, health and safety (WHS) responsibilities within your surf club. It also covers legal, organisational and WHS training requirements such as those relating to critical incident stress and member protection.

Safer Surf Clubs - Part 2

Part 2 covers the risk management process and club safety inspections. It also covers documentation and consultation requirements, notifiable incidents and the injury management process.

Safer Surf Clubs - Part 3

Part 3 covers some common hazards in the surf club environment that need to be managed. It also covers emergency management plans and club gymnasium inductions.

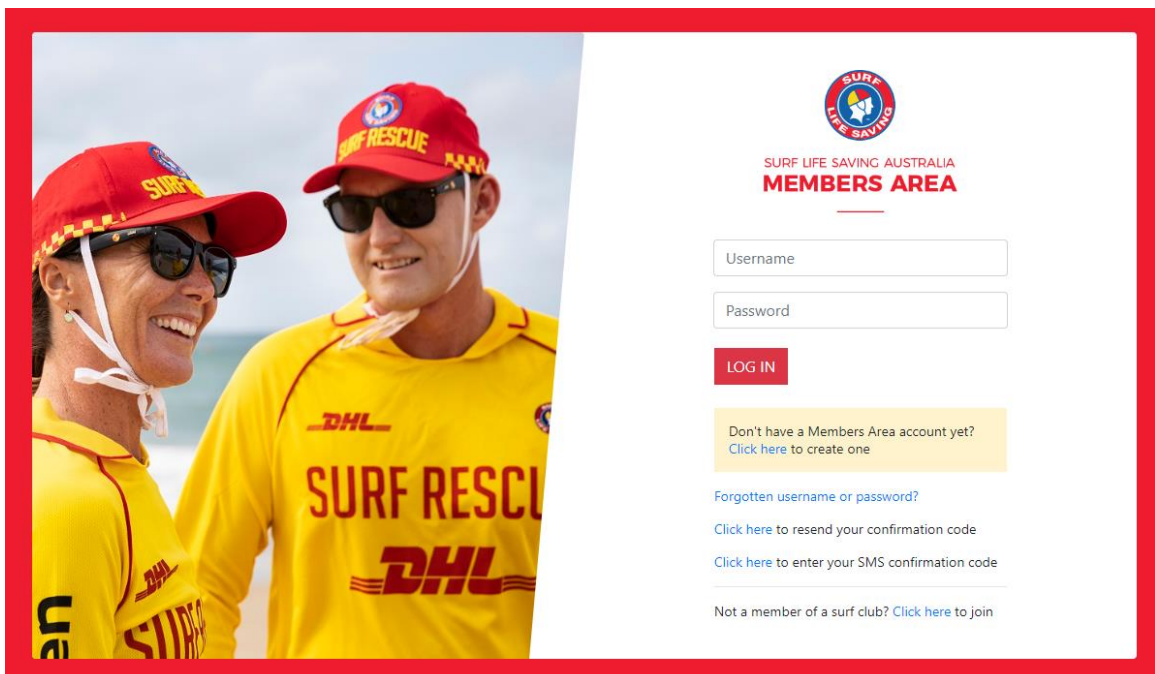
Safer Surf Clubs - Part 4

Part 4 covers the SLS special event application process and event safety considerations. It also covers SLS special event categories and insurance requirements.

Online course access

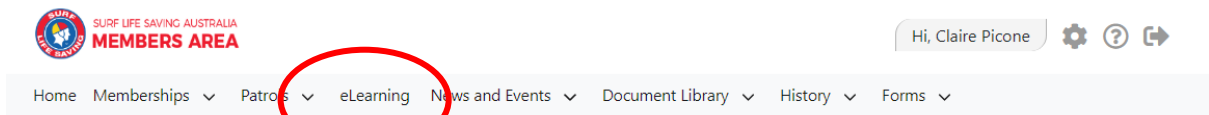
To access the online option for this course, simply follow the steps below:

1. To start the course, you will need to have a Members Portal account (Go to www.members.sls.com.au to login or set up an account).



The screenshot shows the Surf Life Saving Australia (SLSA) Members Area login page. On the left, there is a photograph of two surf lifesavers in yellow uniforms and red caps. The right side of the page contains the login interface, including the SLSA logo, the text 'SURF LIFE SAVING AUSTRALIA MEMBERS AREA', a 'Username' input field, a 'Password' input field, a red 'LOG IN' button, and several links for account management: 'Don't have a Members Area account yet? Click here to create one', 'Forgotten username or password? Click here to resend your confirmation code', 'Click here to enter your SMS confirmation code', and 'Not a member of a surf club? Click here to join'.

2. Once logged in, Click on 'eLearning' and then 'Login to eLearning Sports and Nippers' button to proceed to the eLearning platform.



Hi, Claire Picone

Home Memberships Patrols **eLearning** News and Events Document Library History Forms

SLSA eLearning

Surf Life Saving Australia (SLSA) has a number of online courses available to support members in completing their SLSA awards in a more flexible manner. Currently online courses are available in the following streams: Aquatic Search and Rescue, Emergency Care, Beach Management and Powercraft. There are also Safety and Wellbeing, Skills Maintenance and Age Managers options available to be completed online.

The online courses available typically cover the theory components and are designed in many cases to be completed in conjunction with a course Learner Guide which you can access from the SLSA Members Area Library. In most cases you will also participate in practical training activities and assessments organised by your surf lifesaving club or SLS state/territory centre to achieve competency in the SLSA award.

An online version of the SLSA eLearning User Guide can be found within the [SLSA IT Helpdesk Online Help Library](#).

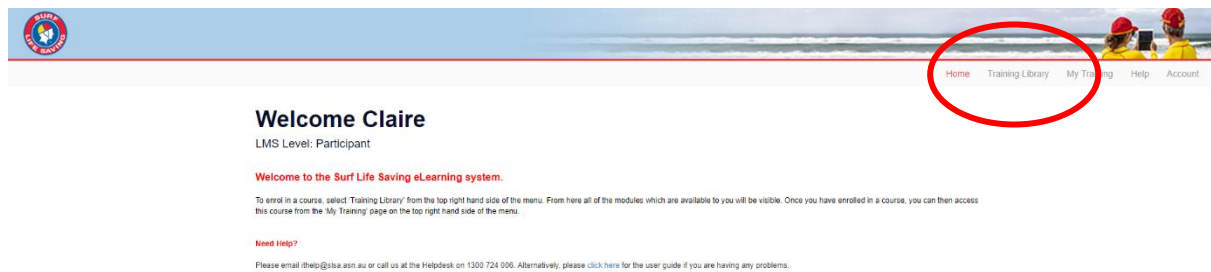
If the below state/territory information is incorrect, please contact your [surf life saving club](#) before clicking the below login button to log into the eLearning system.

Our records show that you will be studying in state: **VIC**. If this is incorrect, please contact your organisation of membership.

- Click **Login to eLearning** to access LSV Member Training from Anywhere.
- Click **Login to eLearning Sports and Nippers** to access Coaching, Officiating, Age Managers, Safeguarding Children and Young People, Safer Surf Clubs and Inclusive Beach online modules.

Login to eLearning **Login to eLearning Sports and Nippers**

3. If logging in for the first time you will need to accept the Terms & Conditions, otherwise the Welcome Screen will appear. Now select 'Training Library'



Home **Training Library** My Training Help Account

Welcome Claire

LMS Level: Participant

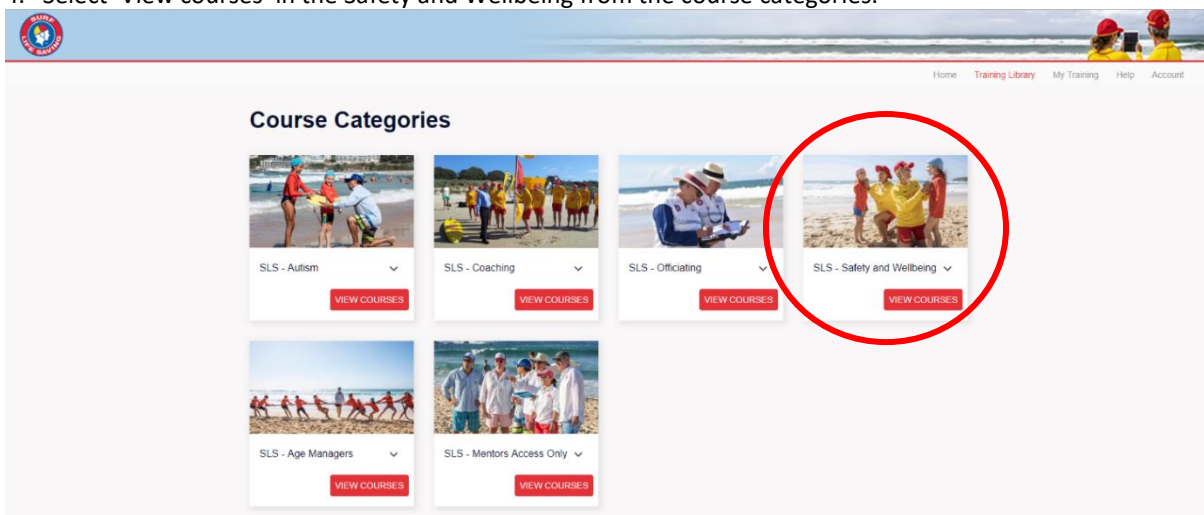
Welcome to the Surf Life Saving eLearning system.

To enrol in a course, select 'Training Library' from the top right hand side of the menu. From here all of the modules which are available to you will be visible. Once you have enrolled in a course, you can then access this course from the My Training page on the top right hand side of the menu.

Need Help?

Please email thehelp@sbsa.asn.au or call us at the Helpdesk on 1300 724 006. Alternatively, please click here for the user guide if you are having any problems.

4. Select 'View courses' in the Safety and Wellbeing from the course categories.

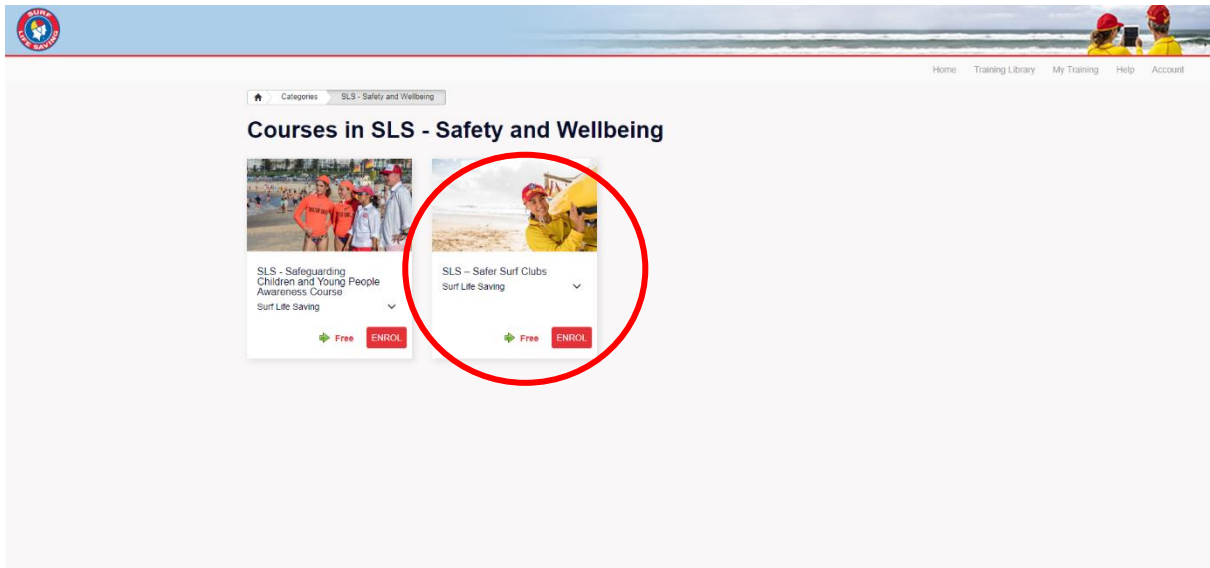


Home Training Library My Training Help Account

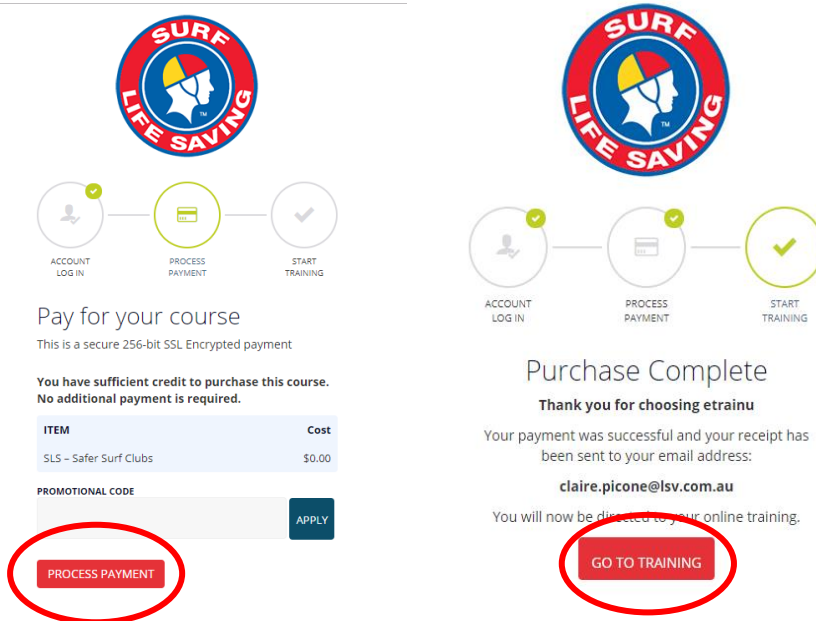
Course Categories

- SLS - Autism **VIEW COURSES**
- SLS - Coaching **VIEW COURSES**
- SLS - Officiating **VIEW COURSES**
- SLS - Safety and Wellbeing** **VIEW COURSES**
- SLS - Age Managers **VIEW COURSES**
- SLS - Mentors Access Only **VIEW COURSES**

5. Select 'Enrol' in the SLS – Safer Surf Clubs Course.

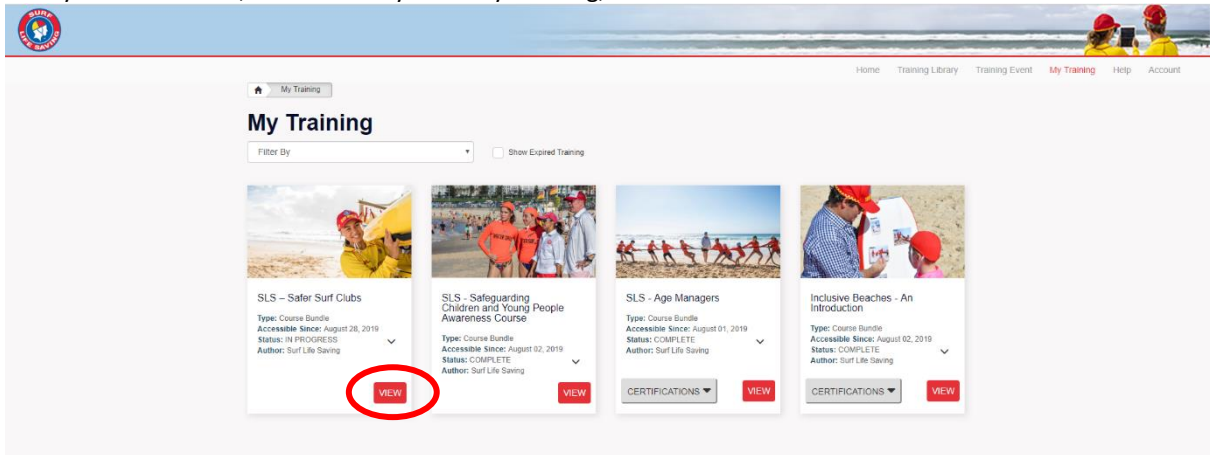


6. There is no payment for the online course, however you will still need to click 'Process Payment', once complete select 'Go to Training'

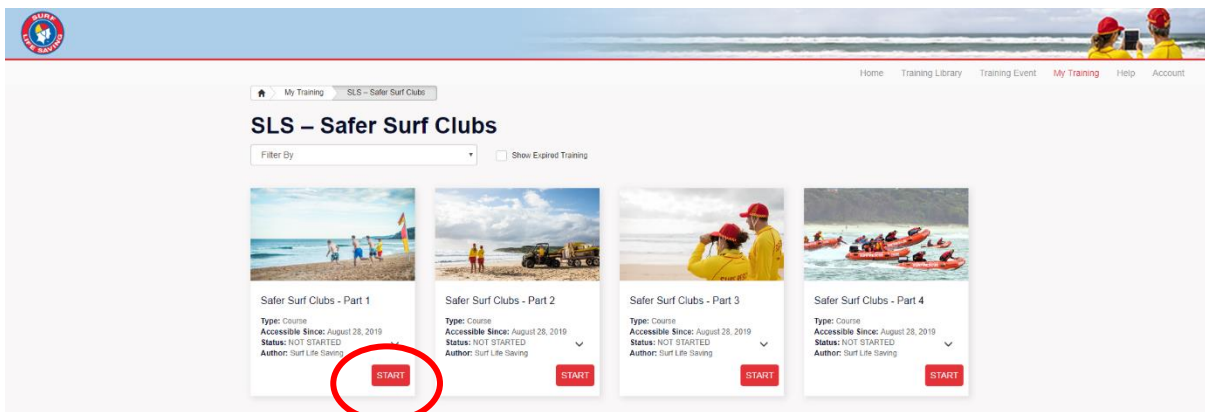


- 7.

8. Now you are enrolled, this will take you to My Training, select 'View' on the SLS – Safer Surf Clubs Course



9. Once ready to commence the course, click 'Start' on Part 1, follow through until all parts are complete.



10. Once complete, this course will be attributed to your Awards Profile.